



Product Description

TransFix® is a patented stabilization solution that can be used to stabilize whole blood, CSF, bone marrow and fine needle aspirates for flow cytometry analysis.

TransFix® Vacuum Blood Collection Tubes are used as a system to collect and stabilise venous blood at the point of collection. They can also be used to transport and process blood for testing serum or whole blood in a clinical laboratory.

TransFix® Vacuum Tubes are plastic tubes with a purple stopper.

TransFix® Vacuum Tubes can be used for routine immunohaematology, flow cytometry testing and blood donor screening.

TransFix® Vacuum Tubes contain sufficient K3EDTA and TransFix®, at the correct concentration to stabilise blood to a final draw volume of either 3ml or 10ml as appropriate.

Intended Use and Principles of Stabilisation

The active components of TransFix® will stabilise cellular antigens for up to 10 days. In whole blood immunophenotyping and immune monitoring TransFix® is added to whole blood at a ratio of 200µl per ml (1:5). The preparation is then treated as a "routine" sample for immunophenotyping procedures and will maintain its staining profile for up to 10 days when stored at 4°C.

Procedure

1. No preparation is needed. Use Vacuum Tubes directly. Insert the Vacuum tube into the tube holder (plastic cylinder)
2. Determine volume of blood in the blood collection tube. A full blood collection tube will contain 3ml of blood.
3. Gently invert 8-10 times after collection to distribute the TransFix® reagent throughout the blood sample.
4. Place sample in a rack for subsequent cellular antigen assay. Vacuum Tubes with TransFix® are stable for up to 10 days at 4°C, 7 days at Room Temperature (18°C to 24°C) and for 3 days at 37°C. .

Please Note:

1. Samples stored at 4°C must be allowed to return to ambient temperature before any cellular antigen assays are performed.
2. Stored TransFix® Vacuum Tubes must be mixed thoroughly by inversion (25x) to re-suspend cells before analysis by flow cytometry.
3. Cell counts from TransFix® samples must be divided by 0.8 to adjust for the dilution factor.

Ordering Information

Product #	Description
TVT-03-2	2 x 3ml Vacuum Blood Collection Tubes containing K3EDTA & TransFix® - sample
TVT-03-10	10 x 3ml Vacuum Blood Collection Tubes containing K3EDTA & TransFix®
TVT-03-25	25 x 3ml Vacuum Blood Collection Tubes containing K3EDTA & TransFix®
TVT-03-50	50 x 3ml Vacuum Blood Collection Tubes containing K3EDTA & TransFix®
TVT-03-100	100 x 3ml Vacuum Blood Collection Tubes containing K3EDTA & TransFix®
TVT-10-2	2 x 10ml Vacuum Blood Collection Tubes containing K3EDTA & TransFix® - sample
TVT-10-15	15 x 10ml Vacuum Blood Collection Tubes containing K3EDTA & TransFix®
TVT-10-30	30 x 10ml Vacuum Blood Collection Tubes containing K3EDTA & TransFix®
TVT-10-60	60 x 10ml Vacuum Blood Collection Tubes containing K3EDTA & TransFix®

Statement of Warnings

1. TransFix® Vacuum Tubes treated specimens, samples and all material coming in contact with them should be handled as if capable of transmitting infection and disposed of with proper precautions.
2. TransFix® Vacuum Tubes should be store at 4°C.
3. Blood samples mixed with TransFix® should be stored at 4°C.
4. Avoid contact of TransFix® and TransFix® treated samples with skin and mucous membranes. If contact occurs immediately wash off with cold water.
5. Do not use TransFix® Vacuum Tubes beyond the expiration date printed on the tube.
6. Incubation times or temperatures other than those specified may give erroneous results.
7. TransFix® does not contain anti microbial reagents. Microbial contamination must be avoided or erroneous results may occur.
8. Use Good Laboratory Practices (GLP) when handling this reagent.

Storage and Stability

Store TransFix® Vacuum Tubes **AT 4°C**. Contents of unused tubes are stable until the expiration date printed on the label.

Evidence of Deterioration

The normal appearance TransFix® is that of a clear pale green liquid. Any change in the physical appearance of the reagent may indicate deterioration and the reagent should not be used.







Materials Required but Not Supplied

1. Safety needle system for phlebotomy.
2. Refrigerated storage.

Limitations

When using TransFix® with samples collected from leukaemic patients it may be necessary to establish an appropriate volume of reagent to add, which may be different to that quoted in the procedure. Volumes in the region of 0.5-1.0ml per ml of blood may be more appropriate.



CE Symbol						
US	Code No.	Lot	Exp. Date	Store	Harmful	Consult Instructions for use
GB	Cat. No.	Lot	Exp. Date	Storage	Harmful	Consult Instructions for use
D	Kat. Nr.	Ch-B	Verw. Bis	Lagerung	Schädlich	Beachten Sie Die Gebrauchsanleitungen
F	Reference	N° De Lot	Date De Peremption	Stockage	Dangereux	Suivre Les Instructions D'utilisation
ES	No. De. Cat.	N° Lot	Caducidad	Almacenaje	Dañino	Consultar Las Instrucciones De Uso
PT	Referencia	N° De Lot	Validade	Armazenar	Prejudicial	Consulte Instruções De Utilização
I	Codice	Lotto N°	Sceadenza	Conservare	Nocivo	Vedere Le Istruzioni Per L'uso
GR	Κωδικός Αριθμός	Αριθμός Πορτίδος	Ημερομηνία Αιχής	Αποθήκευση	Επικίνδυνο	Συμβουλευτείτε Τίς Οδηγίες Χρήσης
PL	Nr Katalogowy	Lot	Termin Waznosci	Przechowywanie	Szkodliwy	Odwolaj Sie Do Instrukcji Obstugi
CZ	Kód	Šarže	Expirace	Skladování	Zdravi Škodilivý	Nahlednete Do Navodu K Pouziti

Gentaaur Molecular Products
 Voortstraat 49
 1910 Kampenhout, Belgium